

Watercolor Rhythm and Composition.



Lola SR Marshall
TEXTILE PATTERN DESIGN

Water color 2. Rhythm and composition

Let's understand why Rhythm is so important when we compose an image. It gives order. It gives the eye a point where to start to look at the painting or the image. This gives pleasure and peace.

Get to know how to look at nature in all its ways is: to understand how it disposes itself and to understand the rhythm that creates. Once your eye starts to capture these qualities you will start to look at nature differently and you will start seeing it in a new way.

We should be capable of creating a composition that we choose, and to create a rhythm within.

Let's see how Rhythm has influenced in the History of Art.

Water color 2. Rhythm and composition

Ritmo



Cyril Power

Water color 2. Rhythm and composition

Ritmo



Goya

Water color 2. Rhythm and composition


Ritmo



Cezanne

Water color 2. Rhythm and composition


Ritmo



Mondrian

Water color 2. Rhythm and composition

Ritmo



Oamul

Water color 2. Rhythm and composition

EXERCISES.

Paint with rhythm: using sticks, all the form that you see.

Try to see rhythm everywhere, look for details that give order. Hold to them, the same way you eye will do.

Composition: I already have the flower and the rhythm that I want to draw. Now I have to think in the way I want to dispose them on my paper. I will NOT paint whatever the flower is telling me: I paint what I want.

Next I am showing you some plant compositions. Analyze the lines that form the composition: you can paint over them.

Water color 2. Rhythm and composition

COMPOSICIÓN



Water color 2. Rhythm and composition

COMPOSICIÓN



Lola San Román


Water color 2. Rhythm and composition

COMPOSICIÓN



Water color 2. Rhythm and composition

COMPOSICIÓN



Rosie Sanders


Water color 2. Rhythm and composition

Composiciones



Water color 2. Rhythm and composition

Composiciones



Water color 2. Rhythm and composition

Composiciones




Water color 2. Rhythm and composition

Composiciones




Water color 2. Rhythm and composition

Composiciones



Water color 2. Rhythm and composition

Composiciones



Water color 2. Rhythm and composition

Here are some exercises that you could do. You could do these exercises with all the works of art that you see at your favorite museums. You could go with a little notebook and sketch thinking in rhythm or composition. You will discover that they are always the same. And that only the great ones dare to go one step ahead.

Ejercicios ritmo



Ejercicios ritmo



Mary Cassat

Ejercicios ritmo



Ejercicios ritmo



Water color 2. Rhythm and composition

We have learned some key steps:

For us when we paint and for us when we study, look, the works of art.

Everytime you study these steps youo will evolve: by creating new rhytms, or new compositions: pulling the tread.

You will evolve everytime you see the works of art and understand the norms of composition thay have used. And probably you will go home running to try them your self.

Best ones? Many of them but Yes: Goya is a máster. Also: the asian art has focused pretty much on composition.

Follow the steps: get to you Aja! moment. Pull the tread, learn how to be creative with your own style.

Learn how to enjoy the process.

Thank you
Lola SR